



## CHARLES VILLAGE COMMUNITY BENEFITS DISTRICT

*“Keeping Charles Village Safe and Clean”*

---

### Executive Director’s Report

April 2015

(For the period March 1 – March 31 2015)

#### **ADMINISTRATION**

##### Surcharge tax revenue:

We received \$60,828 in surcharge revenue in March for February 2015. Total revenue for FY’15 to date is \$591,732 of the \$674,607 anticipated.

##### Program revenue:

We received the following program revenue in March:

- \$675 from CSX for sanitation services from October – December 2014
- \$75 from Jenkins Associates for sanitation services in March
- \$7 from CVCA for use of the office copier in March

##### Program development:

Spruce-up Grant 2015 - In cooperation with 4 other organizations and 5 neighborhood associations and 4 other area organizations, CVCBD prepared and submitted a grant application titled *Village Street Tree Replacement Project* to the HCPI Spruce-up Grant program for \$25,000. The purpose of this project is to restore and increase the tree canopy in the target area by enlarging wells to save confined trees, replacing lost trees, and adding trees where wells were previously removed. If the grant is awarded, the plan is to plant 100 trees and save 15 trees in the HCPI catchment area. The total value of the project (with HCPI funding and other cash and in-kind contributions) is approximately \$68,382 over a two-year period.

#### **SAFETY SERVICES**

##### Meetings/presentations:

March 4<sup>th</sup>, 11<sup>th</sup>, 18<sup>th</sup> and 25<sup>th</sup> – Northern District Intelligence meeting (every Wednesday)

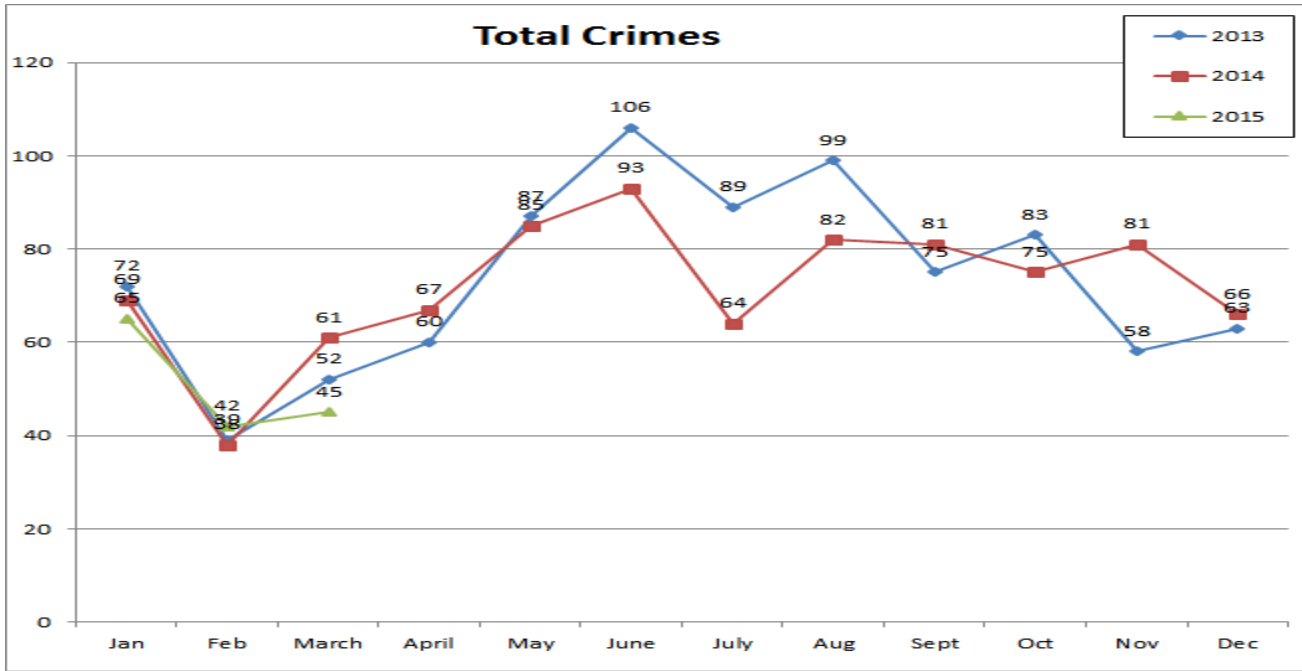
March 10<sup>th</sup>: Safety Advisory Council meeting (1<sup>st</sup> Wednesday each month)

March 13<sup>th</sup>: HCPI Safety Enhancement Project monthly review meeting (2<sup>nd</sup> Friday each month)

March 31<sup>st</sup>: HCPI Task Force: 45 minute presentation on the Safety Enhancement project

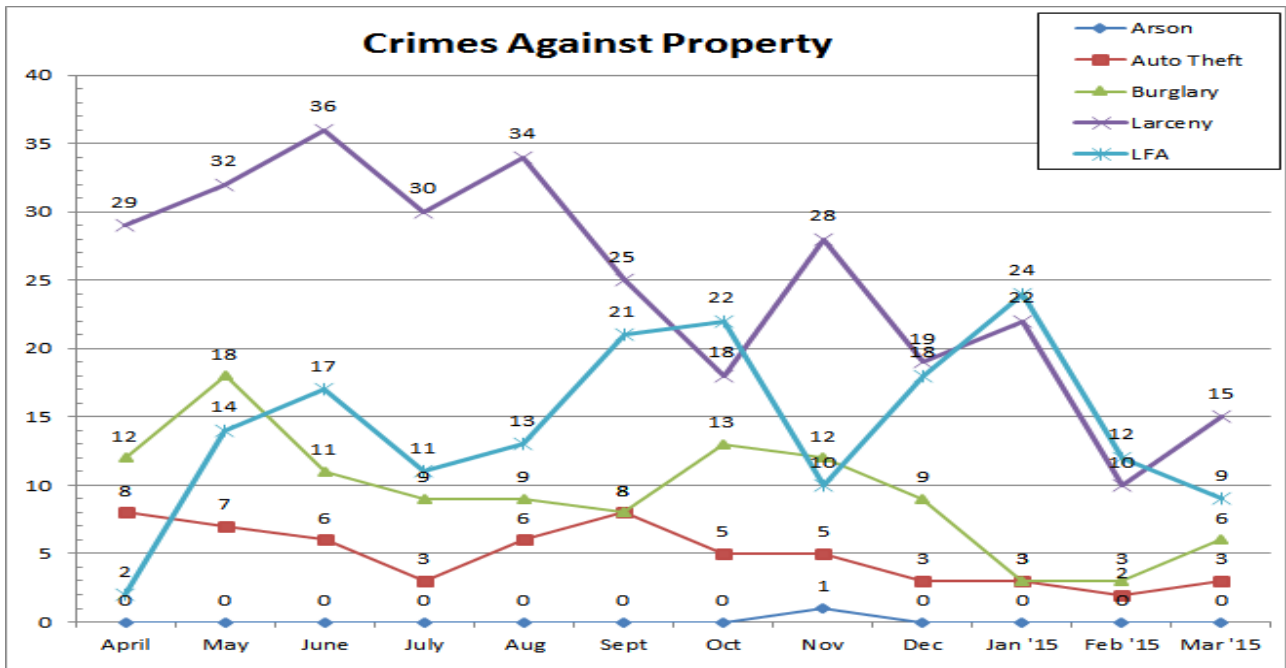
April 1<sup>st</sup>: Safety Advisory Council meeting with special guest speaker State’s Attorney Marilyn Mosby

Total Crimes (3 year comparison)



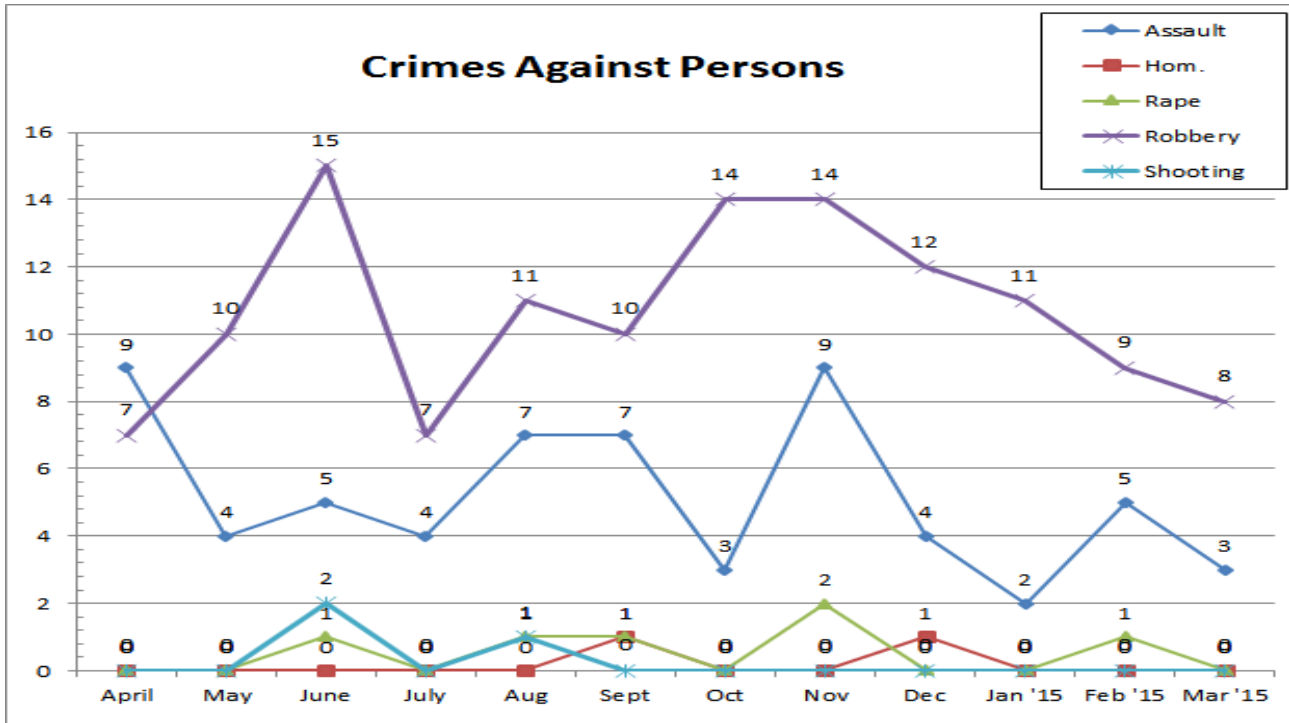
Total crime for March, 2015 is significantly lower than it has been in March 2013 and 2014. Cumulative total crime for the first three months of 2015 is about 8% lower than it was for the first three months of 2013 and 2014.

Crimes against Property (monthly during past year)



While burglaries increased for the month of March, they are still considerably lower than in March, 2013 (15) and 2014 (12). The same is true for larcenies, which increased for the Month of March, but are much lower than in March, 2013 (22) and 2014 (24). While the number of larcenies from auto continue to decline, they remain higher than in March, 2013 (2) and 2014 (5). We are developing a plan to educate possible victims of larceny from auto to further decrease this number.

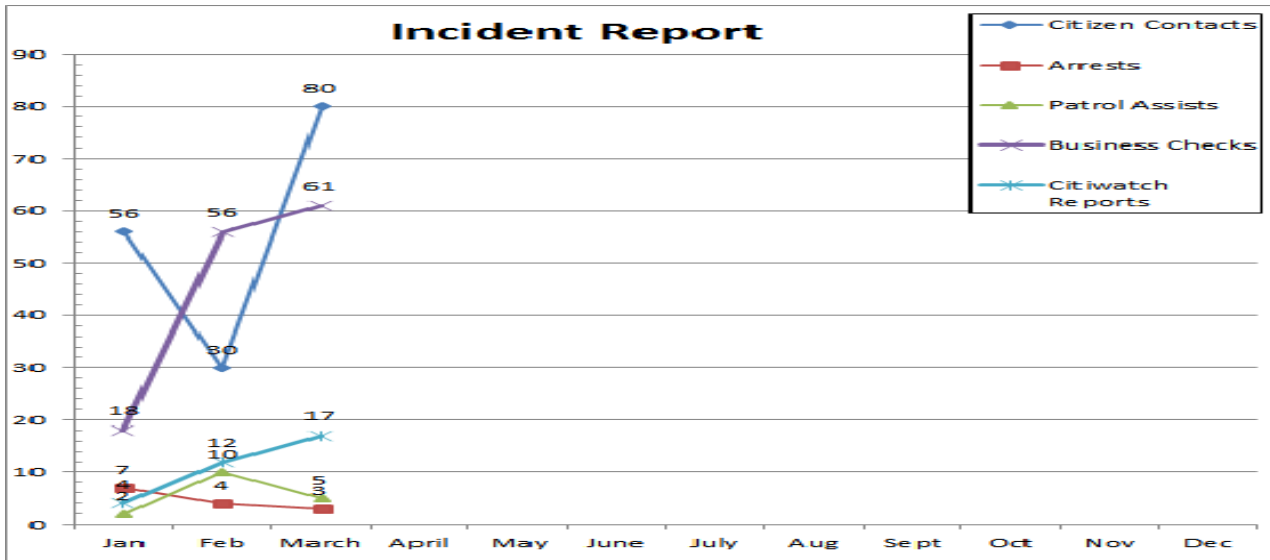
Crimes against Persons (monthly during past year)



The number of robberies has continued to decline since November, and is slightly lower than it was in March, 2013 (9) and 2014 (11). The number of assaults dropped in March, and is in between March, 2013 (1) and 2014 (5).

**Note 1:** 3-year comparisons (2013-2015) for crimes listed in these charts are available from Tony Brown at [tony@charlesvillage.org](mailto:tony@charlesvillage.org) **Note 2:** All crimes reported in these three charts are adapted from data provided to CVCBD by Northern District Baltimore Police Department.

Safety Patrol Incident Report (monthly)



As the weather warms, the number of citizen contacts, business checks and Citiwatch reports have all increased.

<b>Neighborhood Walks</b>		
<b>Walk Location</b>	<b>Mar. '15</b>	<b>2015 Cumulative</b>
Charles Village Central Walks	1	2
Charles Village West Walks	3	3
Abell Walks	0	0
Old Goucher Walks	0	0
Harwood Walks	1	1
<b>Walks sheduled</b>	<b>8</b>	<b>25</b>
<b>Walks held</b>	<b>5</b>	<b>6</b>
<b>Walks cancelled due to inclement weather</b>	<b>3</b>	<b>19</b>
<b>Number of participants</b>	<b>43</b>	<b>58</b>

Other safety related reports available online (under "Safety Services Reports"):

*Crime Alert* (weekly)

*Court Watch* report (monthly)

#### **SANITATION SERVICES**

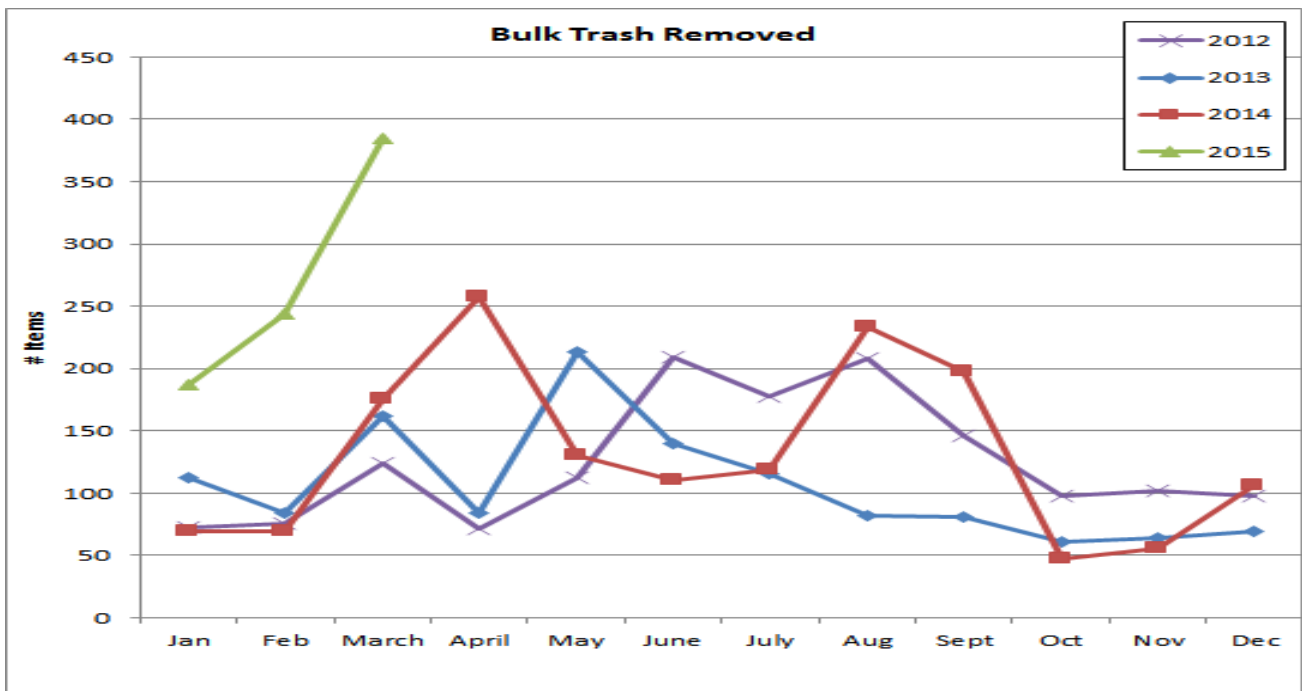
Rat Abatement Project:

<b>Rat Abatement Program</b>			
<b>Monthly Statistical Report</b>			
	March	Year to date	Since August, 2012
Dead rats removed	37	52	1,233
Bait station inspections by CVCBD	189	441	3,037

Bag Count:



Bulk Trash Count:



Outreach Services

- Crime Alerts: 4
- Facebook postings: 28