



CHARLES VILLAGE COMMUNITY BENEFITS DISTRICT
"Keeping Charles Village Safe and Clean"

Executive Director's Report

June 2015
(For the period May 1 – May 31 2015)

ADMINISTRATION

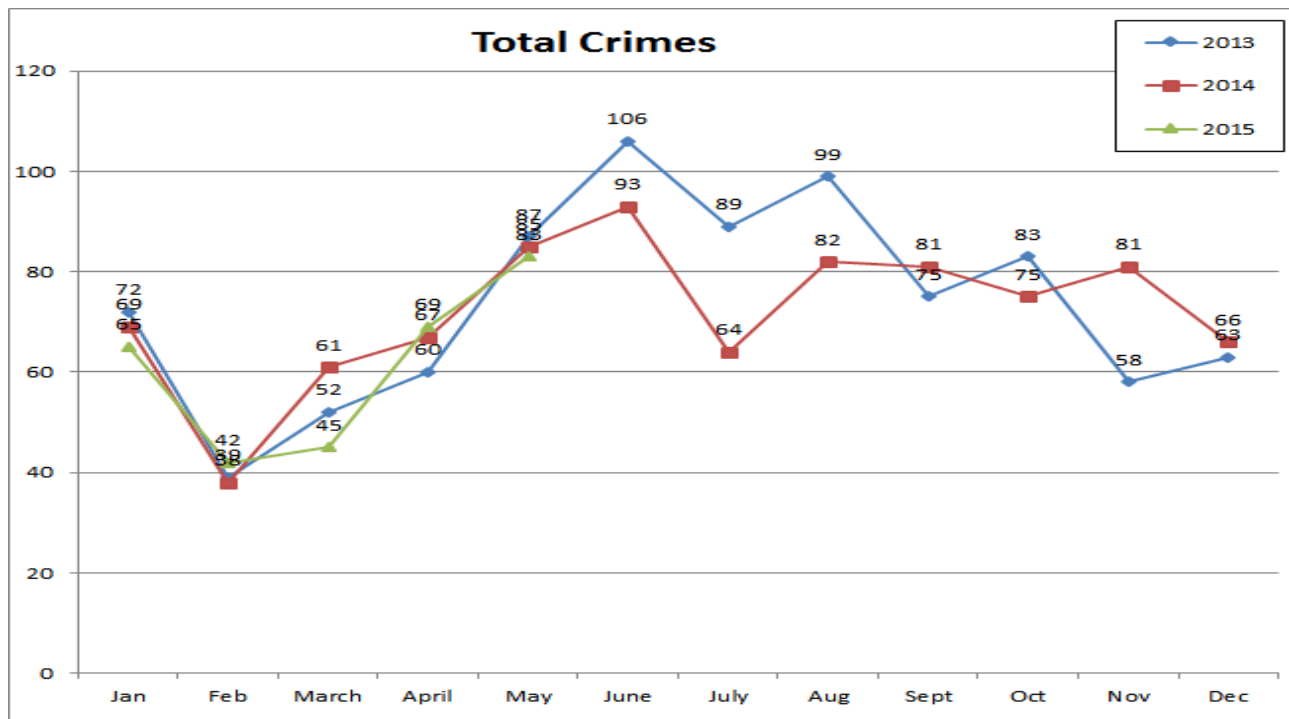
Surcharge tax revenue: We received \$33,564 in surcharge revenue in May for April. Total revenue for FY'15 to date is \$670,325 of the \$674,607 anticipated.

Program revenue: We received the following program revenue in April:

- Johns Hopkins University: \$34,008 for the enhanced safety services pilot project bringing the total invoiced to \$68,016. The balance of \$10,000 for the contract will be invoiced in September.
- Jenkins Associates: \$75 for sanitation services at Vineyard lane in April

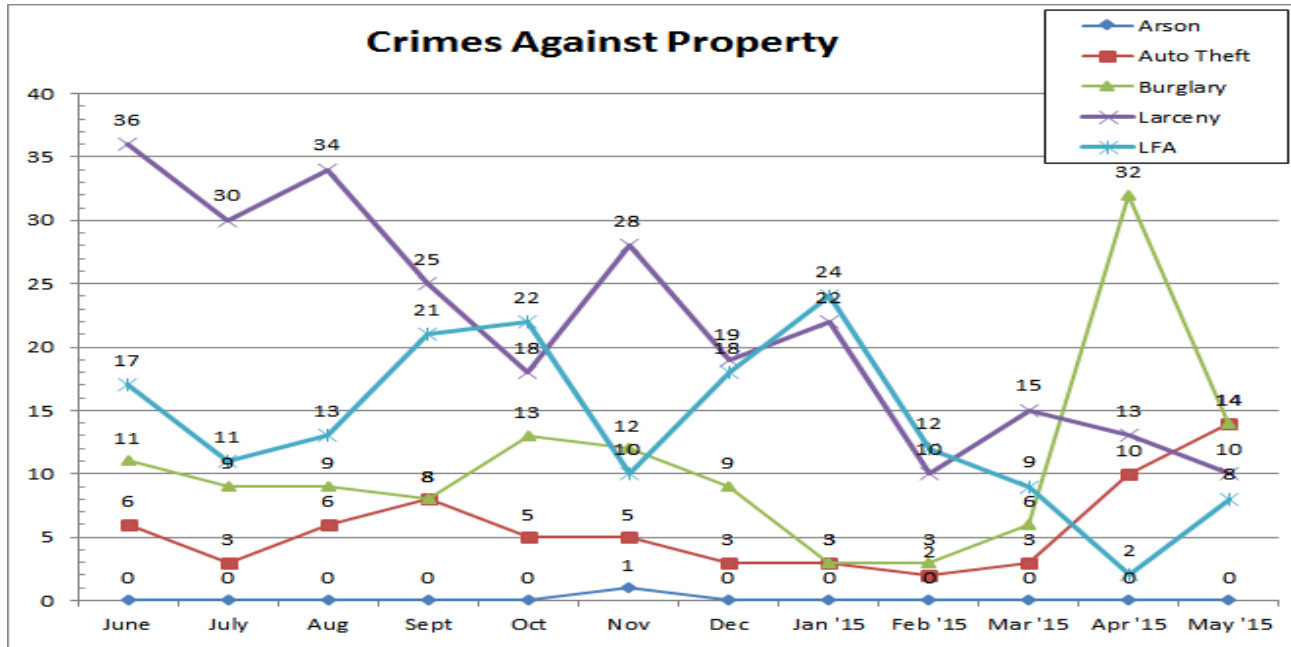
SAFETY SERVICES

Total Crimes (3 year comparison)



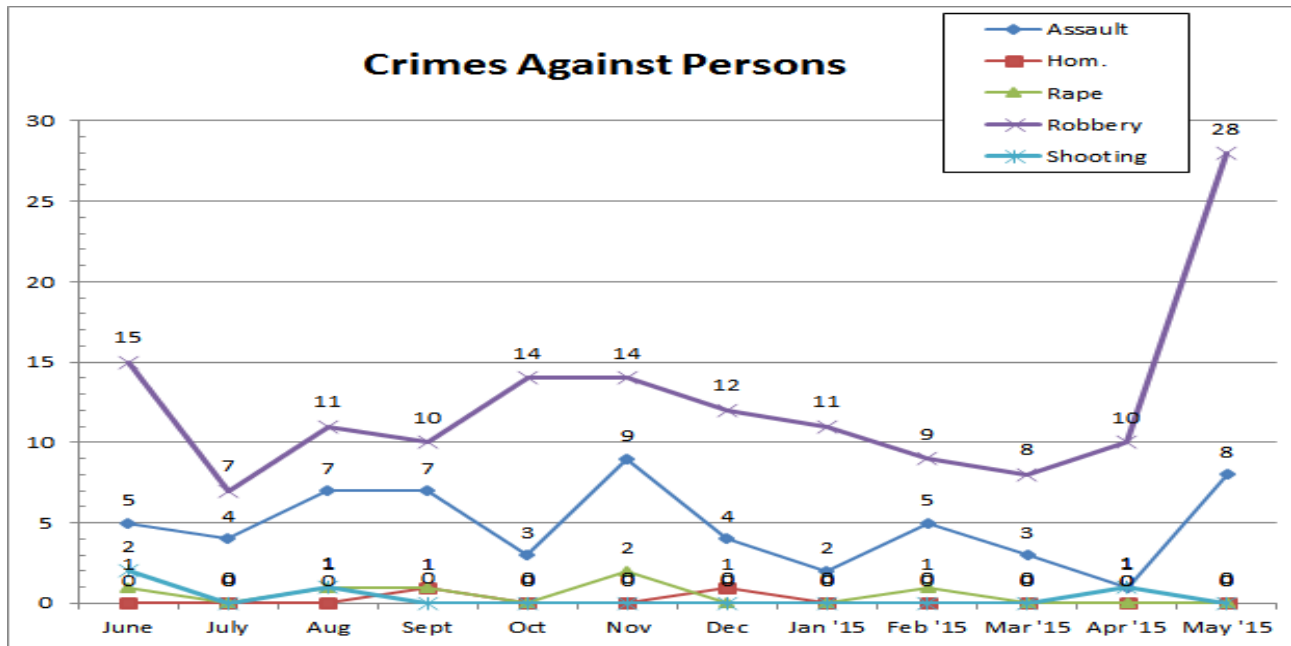
Total crimes are down despite the major increases throughout the city caused by civil unrest. CVCBD has been fortunate enough to have an increased police presence in this area with a concentration on the robbery patterns.

Crimes against Property (monthly during past year)



For the month of May, overall crimes against property have decreased through significant investigations and subsequent arrests. The auto theft increase has been identified and isolated to the Harwood area involving a majority of Dodge vehicles. A specialized BPD task force (RATT) was requested.

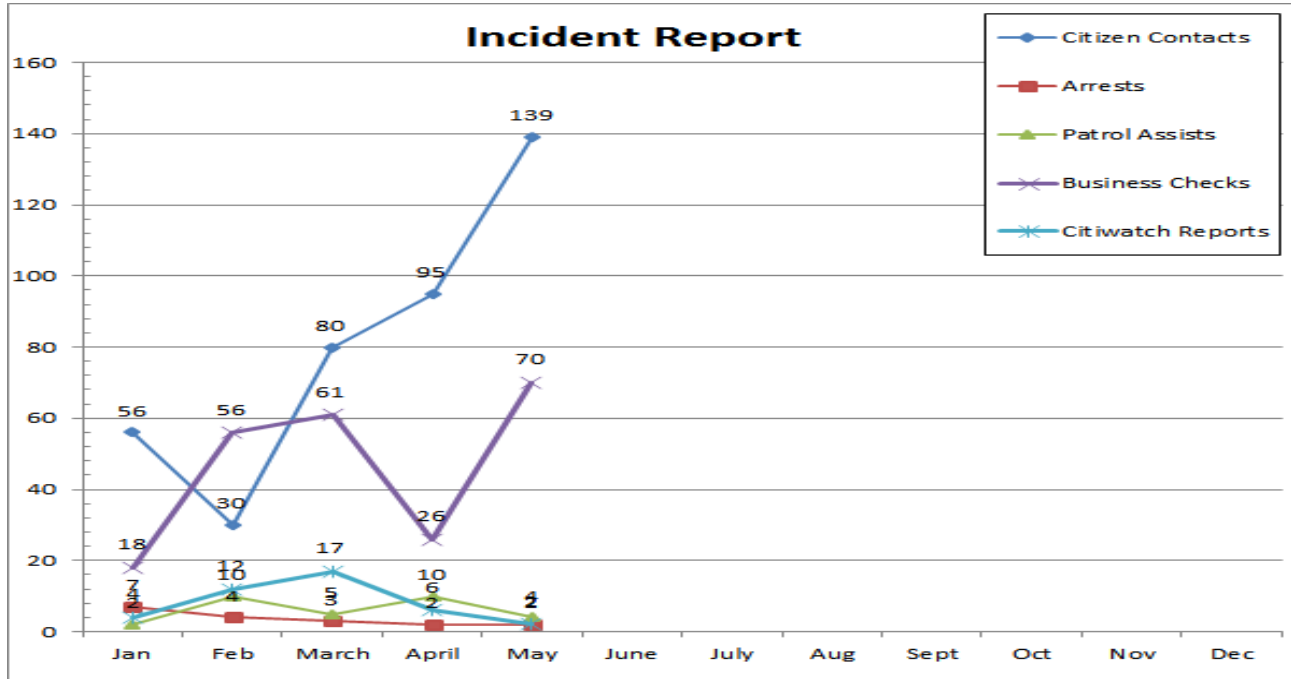
Crimes against Persons (monthly during past year)



The biggest increase is in robberies. Through Northern District Intel meetings, patterns have been discovered and descriptions of suspects distributed to all police personnel, including off-duty police at CVCBD. A significant arrest was made during an in-progress commercial robbery. The suspect was identified/charged with several other area robberies. There have been no homicides or shootings in the CVCBD, even though the city generally has seen the largest rise in the # of homicides and shootings in decades.

Note 1: 3-year comparisons for each of the crimes listed are available from Tony Brown at tony@charlesvillage.org
 Note 2: All crimes reported are adapted from data provided to CVCBD by Northern District Baltimore Police Department.

Safety Patrol Incident Report (monthly)



Despite missing four days of patrol due to the civil disturbances, off-duty patrol officers were able to conduct 139 citizen contacts. The camera watch program was discontinued this month after analysis of the effectiveness of the first months of the program.

Neighborhood Walkers on Patrol

Neighborhood Walks		
Walk Location	May '15	2015 Cumulative
Charles Village Central Walks	1	4
Charles Village West Walks	3	9
Abell Walks	1	2
Waverly Walks	1	1
Harwood Walks	0	1
Walks sheduled	9	43
Walks held	6	17
Walks cancelled due to inclement weather	3	26
Number of participants	59	160

Other safety related reports available online (under “Safety Services Reports”):

Crime Alert (weekly)

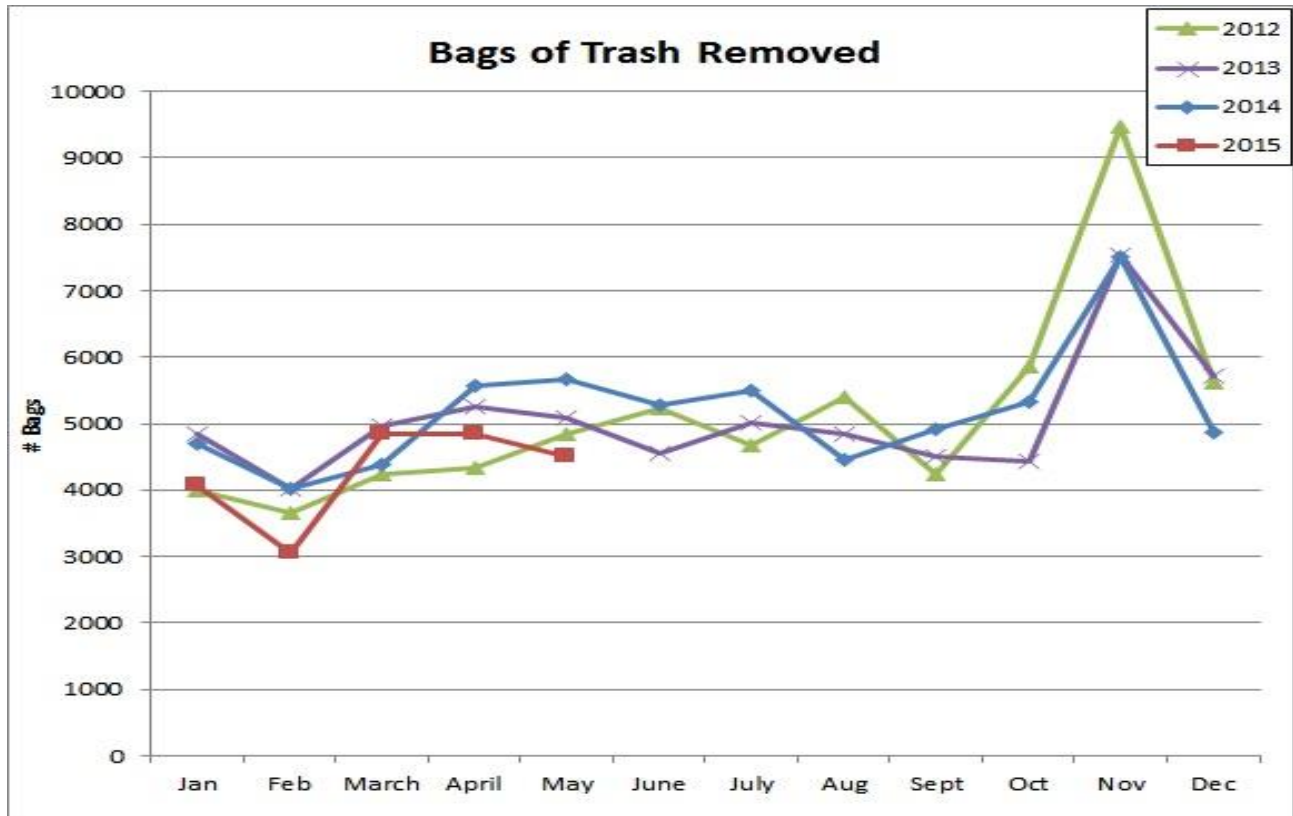
Court Watch report (monthly)

SANITATION SERVICES

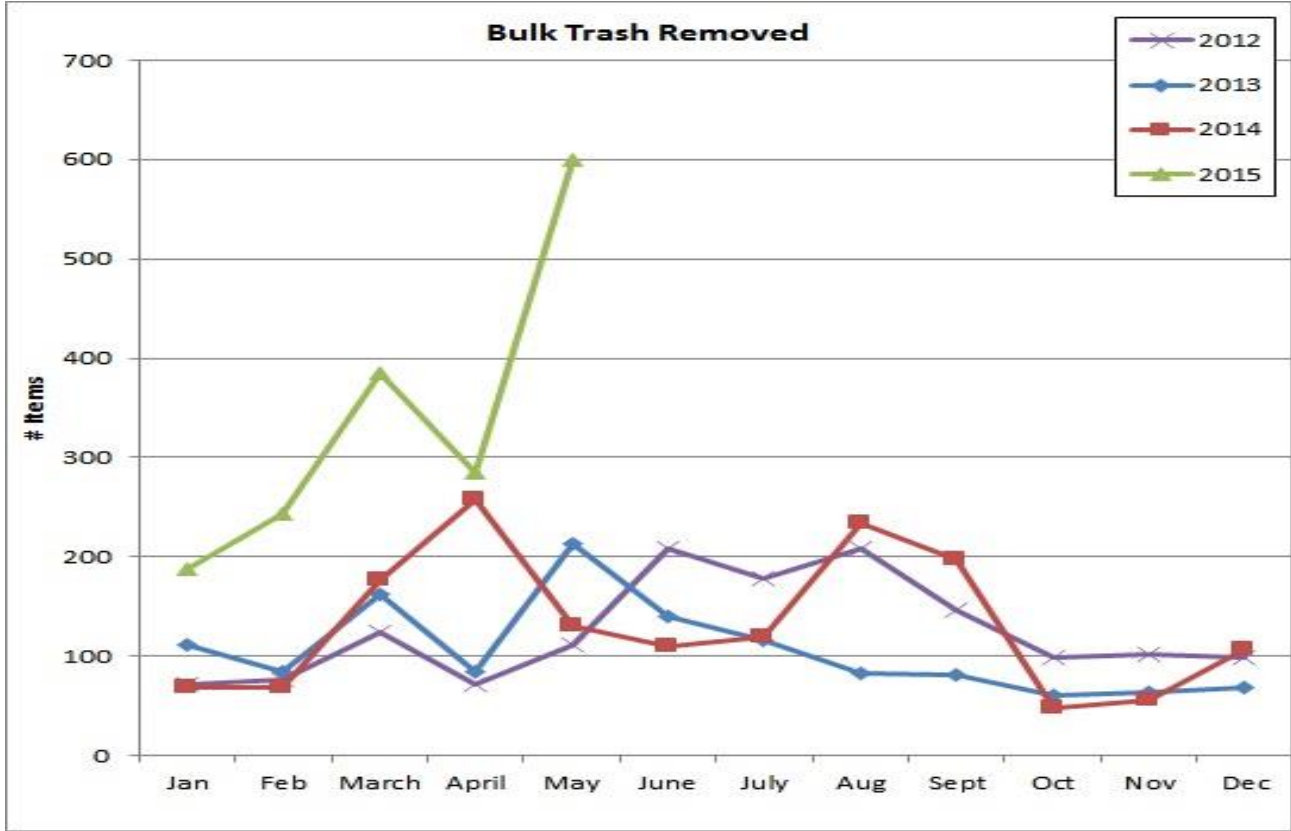
Rat Abatement Project:

Rat Abatement Program			
Monthly Statistical Report			
	May	Year to date	Since August, 2012
Dead rats removed	28	105	1,286
Bait station inspections	210	777	3,373

Bag Count:



Bulk Trash Count:



OUTREACH SERVICES

- Crime Alerts: 5
- Facebook postings: 34
- All the Dirt: 1