



CHARLES VILLAGE COMMUNITY BENEFITS DISTRICT
"Keeping Charles Village Safe and Clean"

Executive Director's Report

August 2015

(For the period July 1 – July 31 2015)

ADMINISTRATION

Surcharge tax revenue: We received \$45,738 (Line 21 L/M) in surcharge revenue in July for June. We have received a total of \$736,684 (Line 24 L/M) in surcharge tax revenue from July 2014 through June 2015. This is 109.2% of the total expected FY 2015 revenue of \$674,607 (Line 25 L/M).

Program revenue: We received the following program revenue in June: Jenkins Associates: \$75 for greening services at Vineyard Lane

Grants/Reports:

- Johns Hopkins University: Began writing a draft proposal to Johns Hopkins University to continue the Safety Enhancement Project for another year after the end of the pilot in mid-October.
- Generic Grant Proposal: Began writing a draft generic proposal to expand the Safety Program to crime hot spots between Charles Street and Greenmount Avenue in Old Goucher and Harwood.

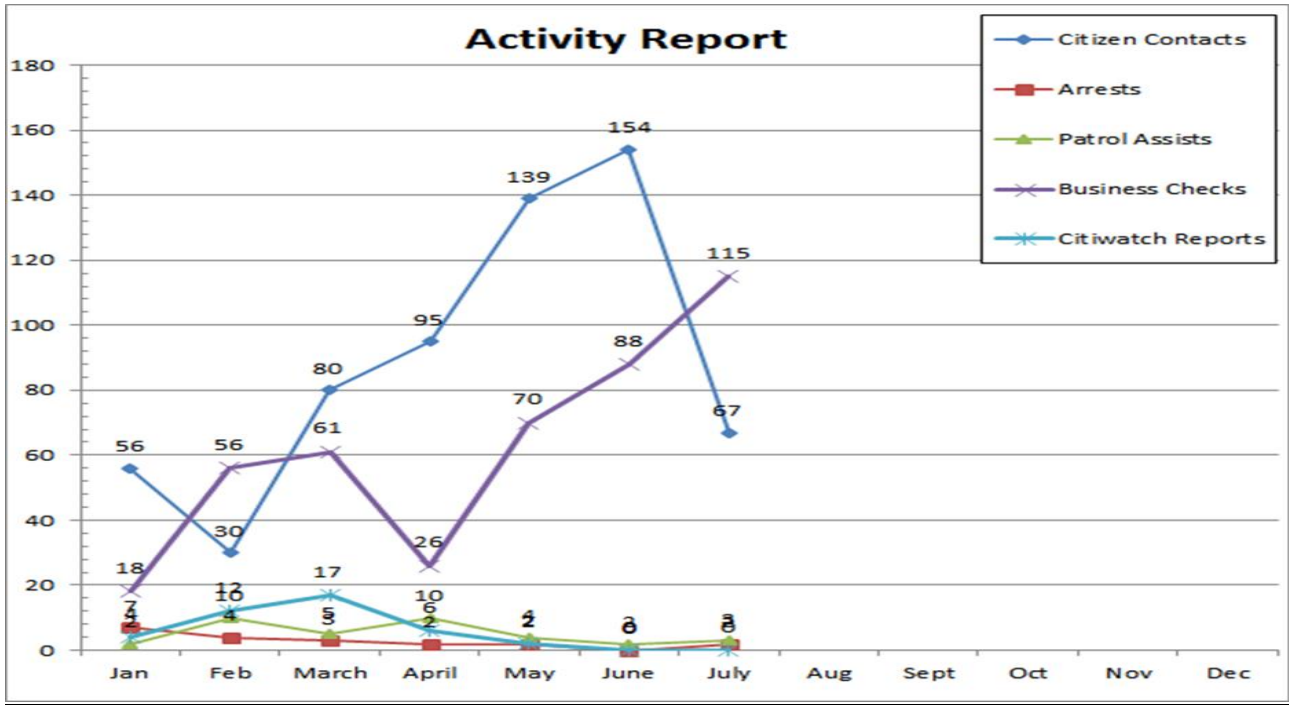
SAFETY SERVICES

Safety Advisory Council: Supported and attended the Safety Advisory Council meeting. Issued 10 Community Impact Statements to the State's Attorney Office.

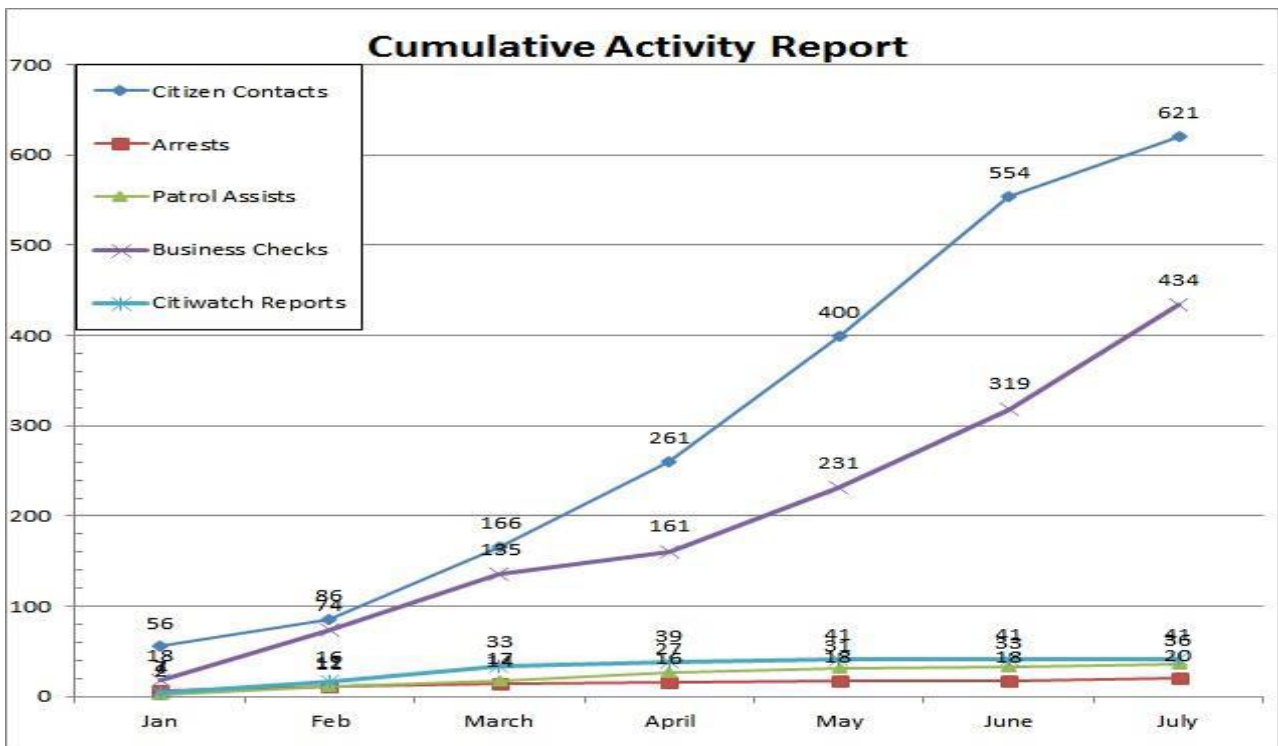
Neighborhood Walkers on Patrol

Neighborhood Walks		
Walk Location	July '15	2015 Cumulative
Charles Village Central Walks	1	5
Charles Village West Walks	4	15
Abell Walks	1	3
Waverly Walks	1	4
Harwood Walks	0	2
Waverly Walks	1	4
Walks held	8	22
Walks cancelled due to inclement weather	3	34
Number of participants	57	297

Safety Patrol Activity Reports (monthly for July)



Safety Patrol Activity Reports (cumulative for January - July)

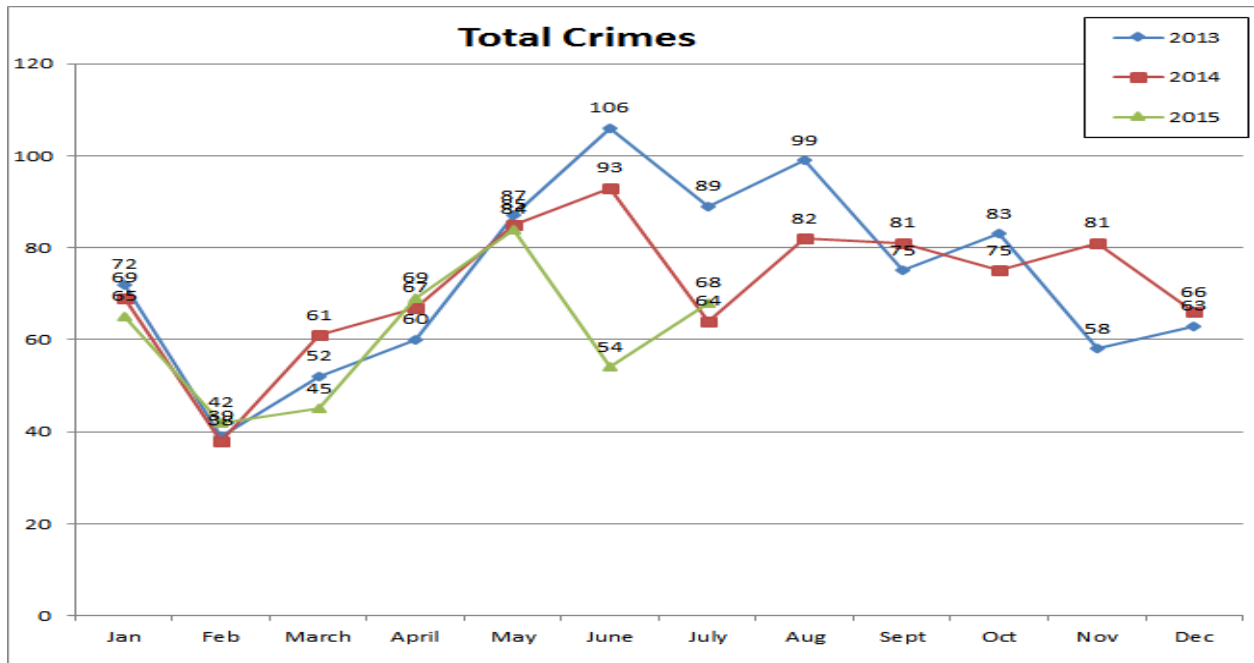


Year-to-date Cumulative Crime Data Comparison 2014 and 2015: City, ND, CVCBD, Charles St

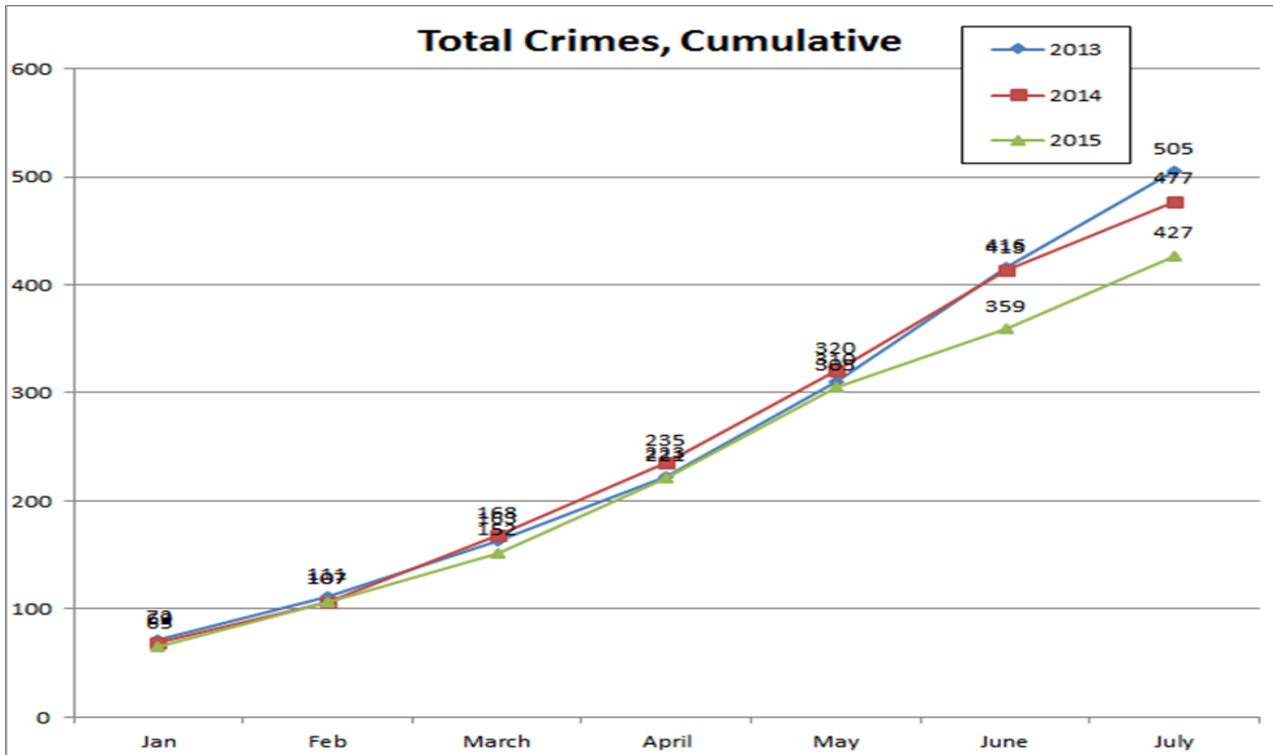
Crimes	Citywide YTD			Northern District YTD			CVCBD YTD			Charles St., 20th-27th YTD		
	2015	2014	% change	2015	2014	% change	2015	2014	% change	2015	2014	% change
Arson	149	121	23.14%	13	13	0.00%	1	0	Cannot be calculated	0	0	0.00%
Assault	2595	2519	3.02%	252	224	12.50%	31	34	-8.82%	7	3	133.33%
Auto Theft	2454	2173	12.93%	289	221	30.77%	49	32	53.13%	0	1	-100.00%
Burglary	4188	3781	10.76%	671	553	21.34%	83	77	7.79%	9	4	125.00%
Homicide	190	121	57.02%	12	10	20.00%	0	2	-100.00%	0	0	0.00%
Larceny	5673	6436	-11.86%	725	770	-5.84%	100	193	-48.19%	15	35	-57.14%
Larceny From Auto	3539	3557	-0.51%	577	488	18.24%	54	66	-18.18%	4	4	0.00%
Rape	132	134	-1.49%	19	12	58.33%	1	3	-66.67%	0	0	0.00%
Robbery	2433	1984	22.63%	337	262	28.63%	95	68	39.71%	13	10	30.00%
Shooting	367	206	78.16%	21	11	90.91%	3	2	50.00%	2	0	Cannot be calculated
Total Crime	21720	21032	3.27%	2916	2564	13.73%	417	477	-12.58%	50	57	-12.28%

There was a significant reduction in total Part One crimes in the CVCBD and on Charles Street (12.58% and 12.28% respectively) compared to this time last year, while there was an increase in these crimes in Northern District and the City (13.73% and 3.27%)

Total Crimes (3 year comparison monthly and cumulative)

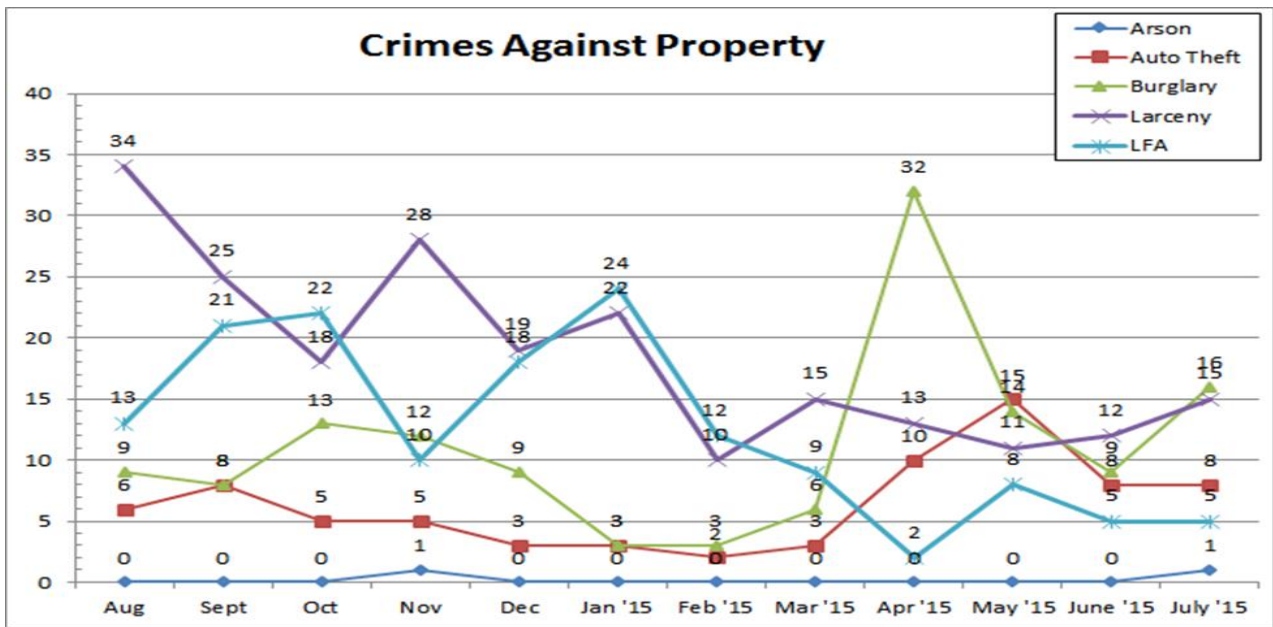


Total crimes for the month of July 2015 (68) were slightly higher than July 2014 (64). Year-to-date, total crime in the Benefits District area is down 12.5% compared to 2014.



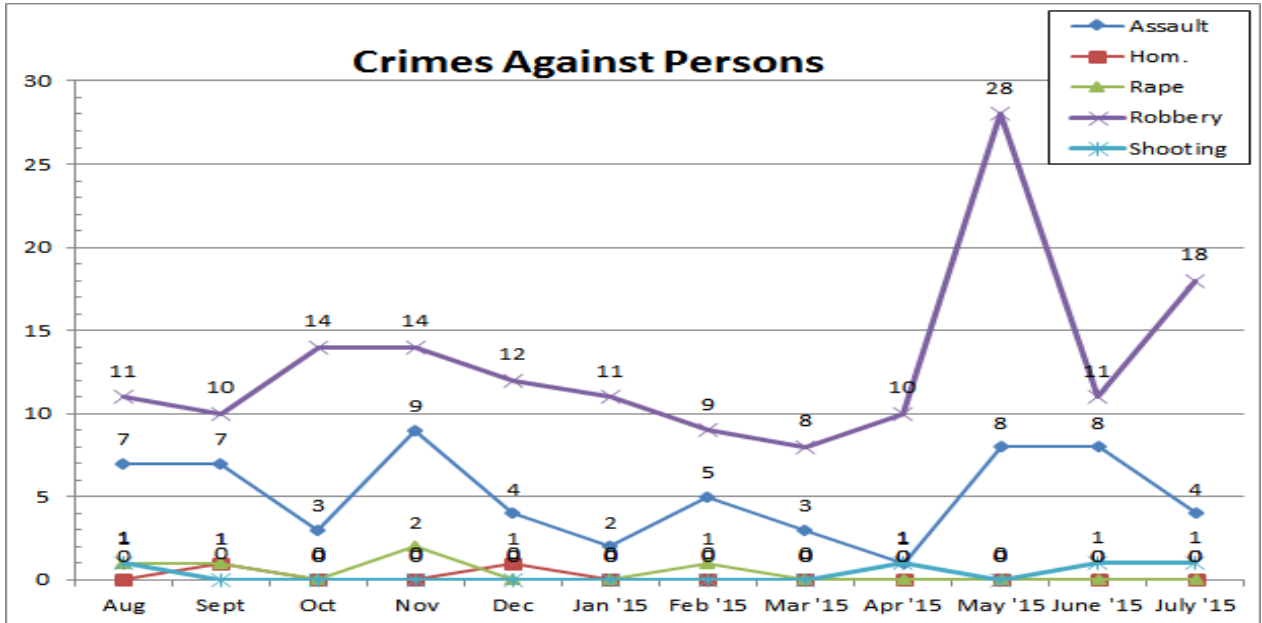
Complete this section

Crimes against Property (monthly during past year)



Incidence of auto theft and larceny from auto remained the same from June to July 2015. The Benefits District experienced a slight increase in larcenies from June to July 2015, but is cumulatively down 48% year-to-date compared to 2014. Incidence of burglaries increased, but year-to-date cumulative burglaries is only slightly higher in 2015 than 2014.

Crimes against Persons (monthly during past year)



The incidence of robberies increased in July, following a citywide trend. The BPD Northern District made several significant arrests of robbery suspects, leading to a decline in robberies in the last days of the month. Incidence of assaults reduced 50% in July 2015.

Note 1: 3-year comparisons for each of the crimes listed are available from Tony Brown at tony@charlesvillage.org

Note 2: All crimes reported are adapted from data provided to CVCBD by Northern District Baltimore Police Department.

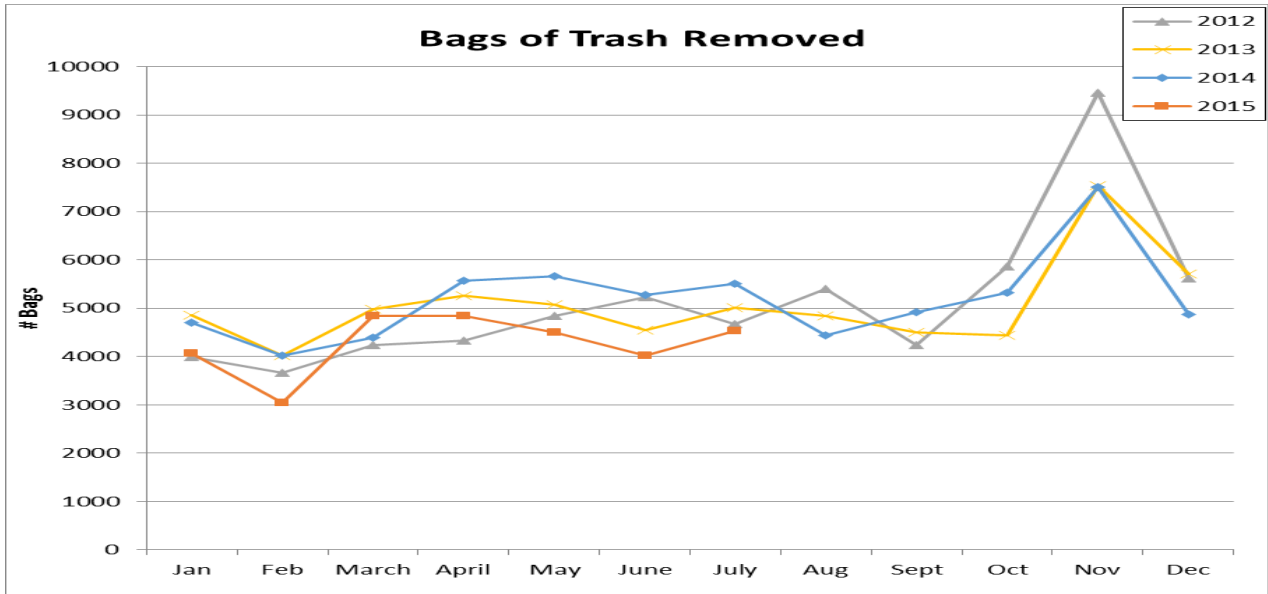
Other safety related reports available online (under "Safety Services Reports"): *Crime Alert* (weekly) and *Court Watch* report (monthly)

SANITATION SERVICES

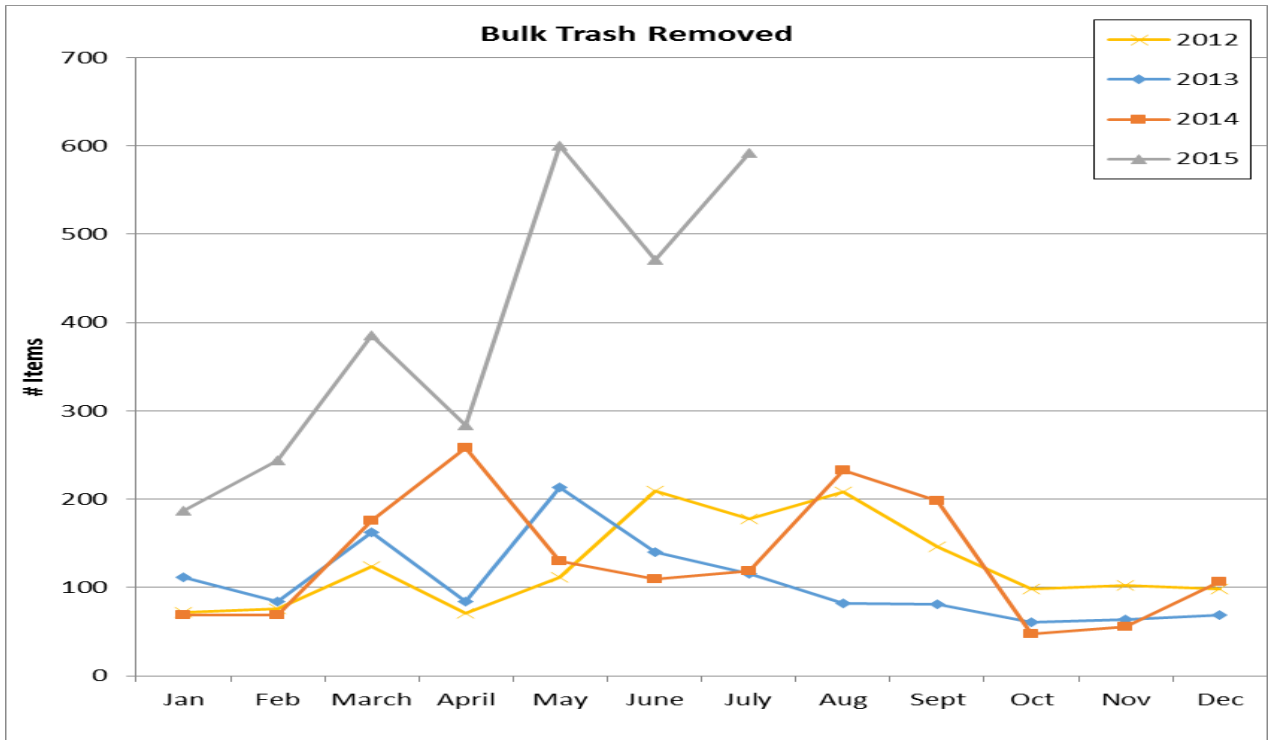
Rat Abatement Program:

Rat Abatement Program			
Monthly Statistical Report			
	July	Year to date	Since August 2012
Dead rats removed	30	183	1,469
Bait station inspections	168	1,253	3,849

Bag Count:



Bulk Trash Count:



OUTREACH SERVICES

- Crime Alerts: 4
- Facebook postings: 32
- All the Dirt: 1