



CHARLES VILLAGE COMMUNITY BENEFITS DISTRICT

"Keeping Charles Village Safe and Clean"

Executive Director's Report

September 2015

(For the period August 1 – August 31 2015)

ADMINISTRATION

Surcharge tax revenue: We received \$314,706 in surcharge revenue in August for July which is 43.3% of the total expected FY 2016 revenue of \$726,784.

Program revenue:

- Jenkins Associates: \$75 for greening services at Vineyard Lane
- CSX: \$1,350 for mowing CSX green spaces on 26th Street

Grants/contracts/Reports:

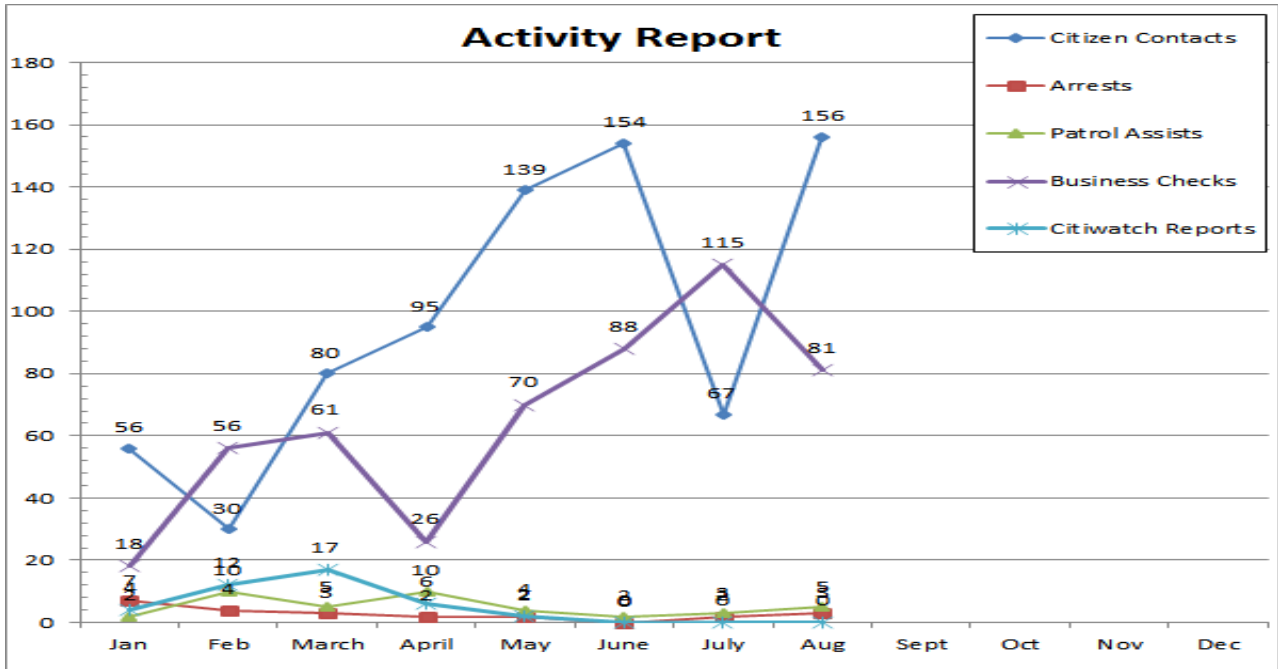
- Johns Hopkins University: Finalized and submitted a proposal to Johns Hopkins University to continue the Safety Enhancement Project contract for another year after the end of the pilot in mid-October.
- Generic Safety Grant Proposal: Finalized a generic proposal to expand the Safety Program to combat the crime hot spots between Charles Street and Greenmount Avenue in Old Goucher and Harwood. Submitted to the Baltimore City, Vaughn-Lockhart and Goldseker foundations. Vaughn-Lockhart has turned down our request. Meeting with Goldseker September 25th. No word yet from the City.
- CSX: Renewed contract to maintain CSX green spaces on 26th Street through 2016 for \$2,700.
- Street Vacuum Machines: Preparing draft proposal for two street vacuum machines to be submitted next month to Vaughn-Lockhart Foundation for funding.

SAFETY SERVICES

Neighborhood Walkers on Patrol (August)

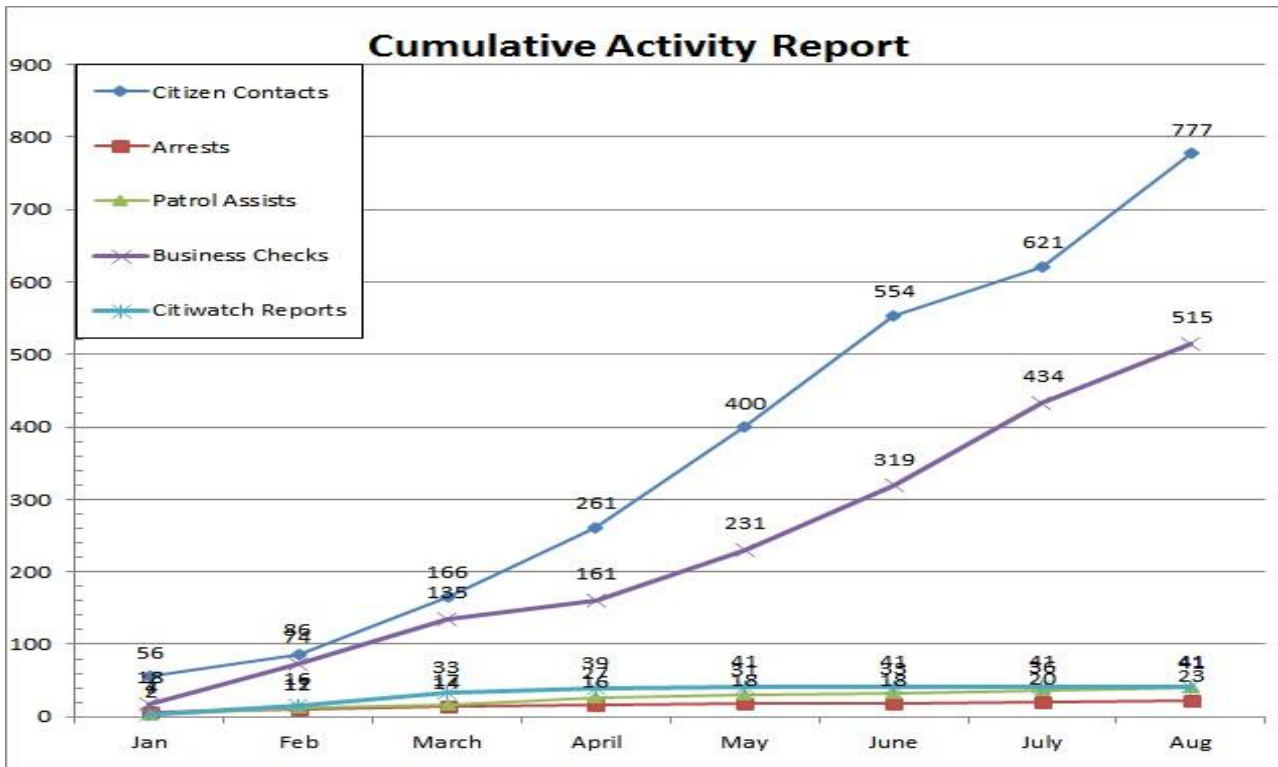
Neighborhood Walks		
Walk Location	Aug '15	2015 Cumulative
Charles Village Central Walks	1	6
Charles Village West Walks	2	17
Abell Walks	1	4
Waverly Walks	2	6
Harwood Walks	1	3
Walks held	7	29
Walks cancelled due to inclement weather	2	36
Number of participants	81	378

Safety Patrol Activity Reports (monthly for August)



Citizen Contact activity was addressed and re-directed to more citizens on the streets, which had a minor detraction from Business Checks. CVCBD off-duty patrol officers made a year-to-date monthly high of 156 Citizen Contacts during the month of August 2015.

Safety Patrol Activity Reports (cumulative for January - August)



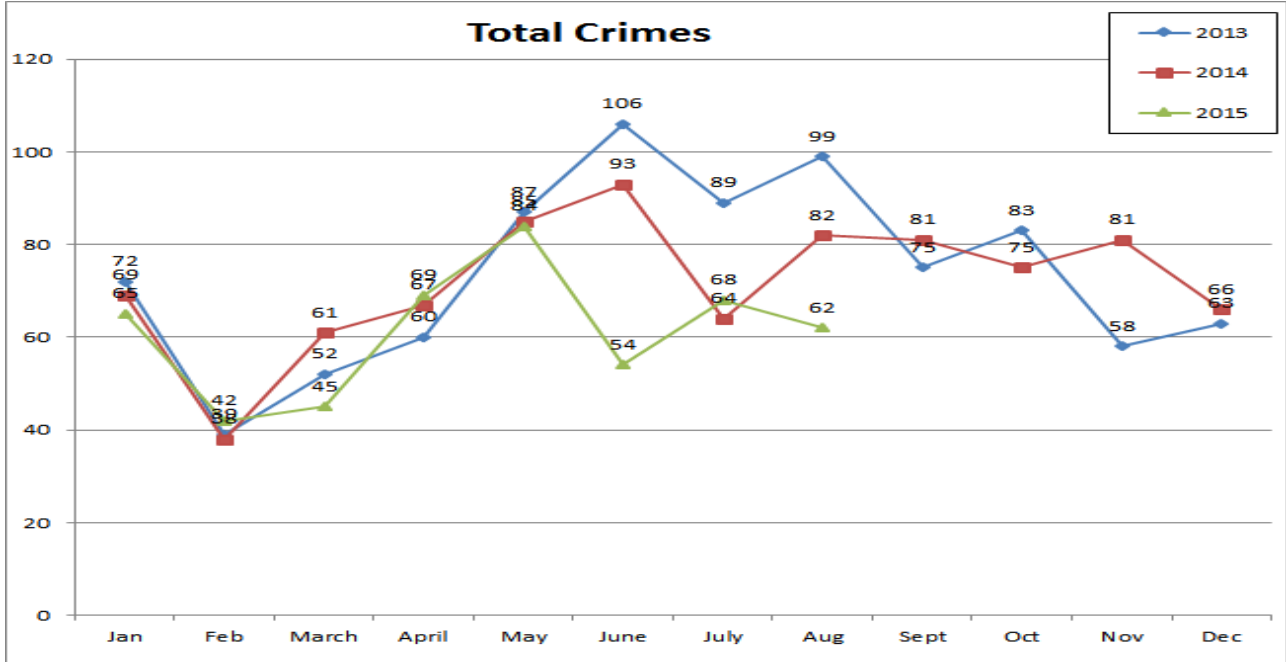
Crime Data Comparison 2014 and 2015: City, ND, CVCBD, Charles St. **(August only)**

Crimes	Citywide August			Northern District Aug			CVCBD August			Charles St., 20th-27th Aug		
	2015	2014	% change	2015	2014	% change	2015	2014	% change	2015	2014	% change
Arson	19	19	0.00%	2	3	-33.33%	0	0	0.00%	0	0	0.00%
Assault	389	324	20.06%	31	17	82.35%	4	7	-42.86%	1	0	Cannot be calculated
Auto Theft	380	287	32.40%	29	25	16.00%	11	6	83.33%	0	0	0.00%
Burglary	624	516	20.93%	100	75	33.33%	7	9	-22.22%	0	0	0.00%
Homicide	31	23	34.78%	5	4	25.00%	0	0	0.00%	0	0	0.00%
Larceny	874	935	-6.52%	99	101	-1.98%	15	34	-55.88%	1	8	-87.50%
Larceny From Auto	593	564	5.14%	58	87	-33.33%	6	13	-53.85%	0	2	-100.00%
Rape	18	21	-14.29%	2	2	0.00%	0	1	-100.00%	0	1	0.00%
Robbery	384	348	10.34%	52	39	33.33%	17	11	54.55%	1	0	Cannot be calculated
Shooting	64	36	77.78%	3	1	200.00%	2	1	100.00%	0	0	0.00%
Total Crime	3376	3073	9.86%	381	354	7.63%	62	82	-24.39%	3	11	-72.73%

Crime Data Comparison 2014 and 2015: City, ND, CVCBD, Charles St. **(Cumulative year-to-date January -August)**

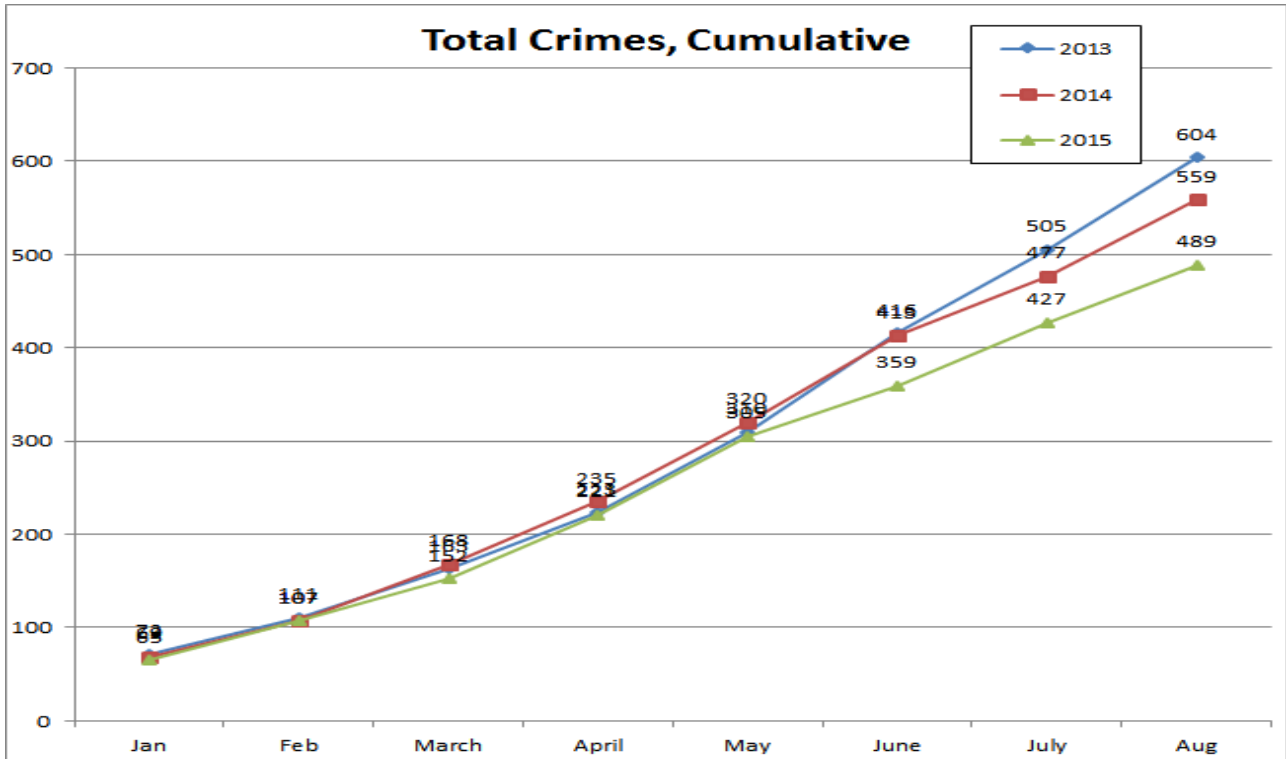
Crimes	Citywide YTD			Northern District YTD			CVCBD YTD			Charles St., 20th-27th YTD		
	2015	2014	% change	2015	2014	% change	2015	2014	% change	2015	2014	% change
Arson	168	140	20.00%	15	16	-6.25%	1	0	Cannot be calculated	0	0	0.00%
Assault	2984	2843	4.96%	283	241	17.43%	35	41	-14.63%	8	3	166.67%
Auto Theft	2834	2460	15.20%	318	246	29.27%	60	38	57.89%	0	1	-100.00%
Burglary	4812	4297	11.99%	771	628	22.77%	90	86	4.65%	9	4	125.00%
Homicide	221	144	53.47%	17	14	21.43%	0	2	-100.00%	0	0	0.00%
Larceny	6547	7371	-11.18%	824	871	-5.40%	115	227	-49.34%	16	43	-62.79%
Larceny From Auto	4132	4121	0.27%	635	575	10.43%	70	79	-11.39%	4	6	-33.33%
Rape	150	155	-3.23%	21	14	50.00%	1	4	-75.00%	0	1	-100.00%
Robbery	2817	2332	20.80%	389	301	29.24%	112	79	41.77%	14	10	40.00%
Shooting	431	242	78.10%	24	12	100.00%	5	3	66.67%	2	0	Cannot be calculated
Total Crime	25096	24105	4.11%	3297	2918	12.99%	489	559	-12.52%	53	68	-22.06%

Total Crimes (3 year comparison monthly)

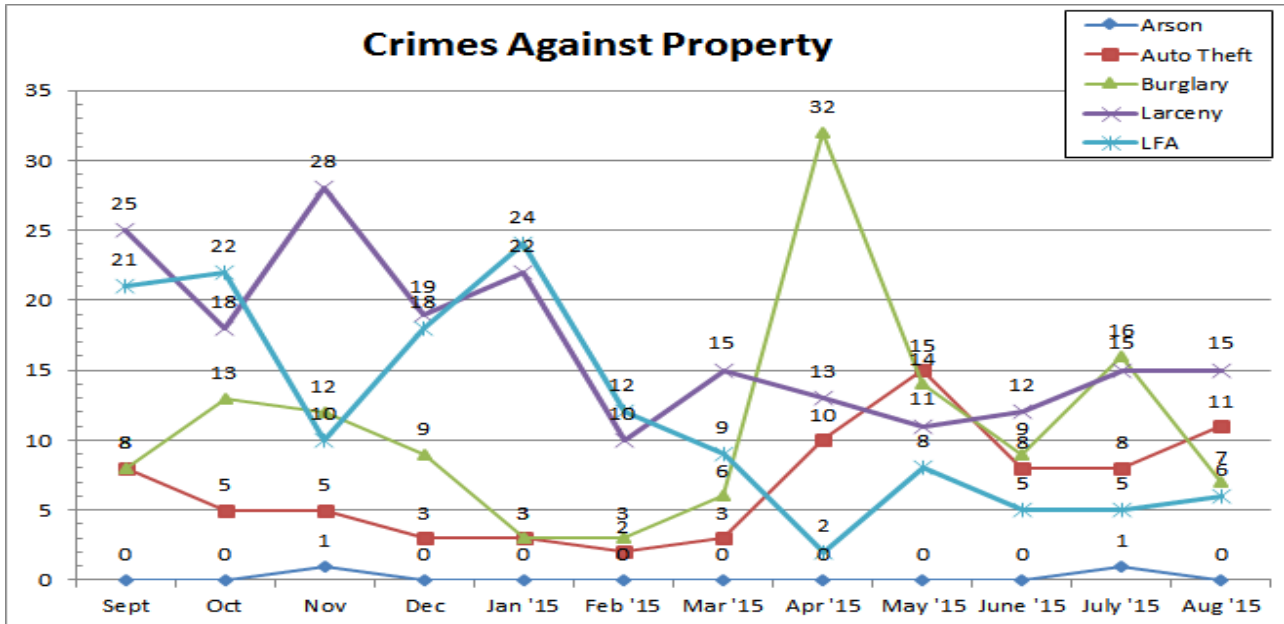


Total crimes for the month of August 2015 (62) were down 24.38% compared to August 2014 (82). Year-to-date, total crime in the Benefits District area is down 12.52% compared to 2014.

Total Crimes (3 year comparison monthly cumulative)

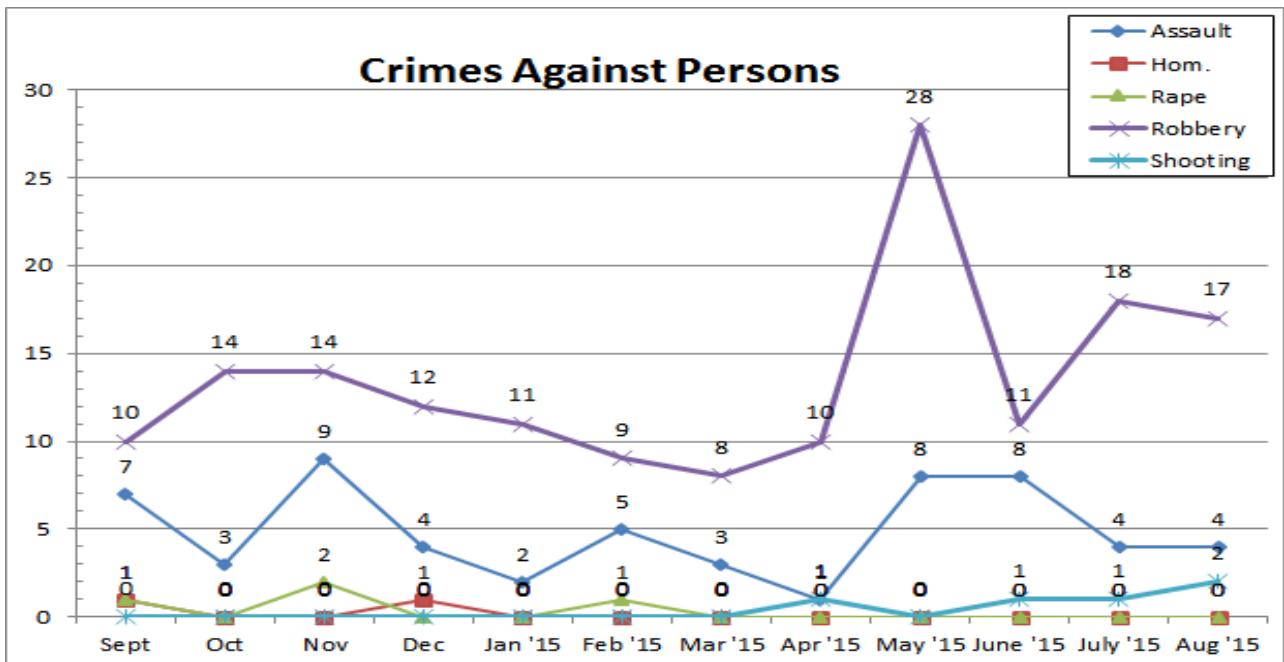


Crimes against Property (monthly during past year)



Incidence of burglaries declined significantly this month; they were down 56.25% in August 2015 (7) compared to July 2015 (16). The CVCBD has been tracking recidivist burglars through the Court Watch program. Auto theft is on the increase, with the main targets being Dodge and Jeep models.

Crimes against Persons (monthly during past year)



Total crimes against persons remained the same in August 2015 as in July 2015. Robberies declined as these crimes became large concerns in our communities. Assaults remained constant, but low. Shootings increased by one, and there have been no homicides for the entire year.

Note 1: 3-year comparisons for each of the crimes listed are available from Tony Brown at tony@charlesvillage.org)

Note 2: All crimes reported are adapted from data provided to CVCBD by Northern District Baltimore Police Department.

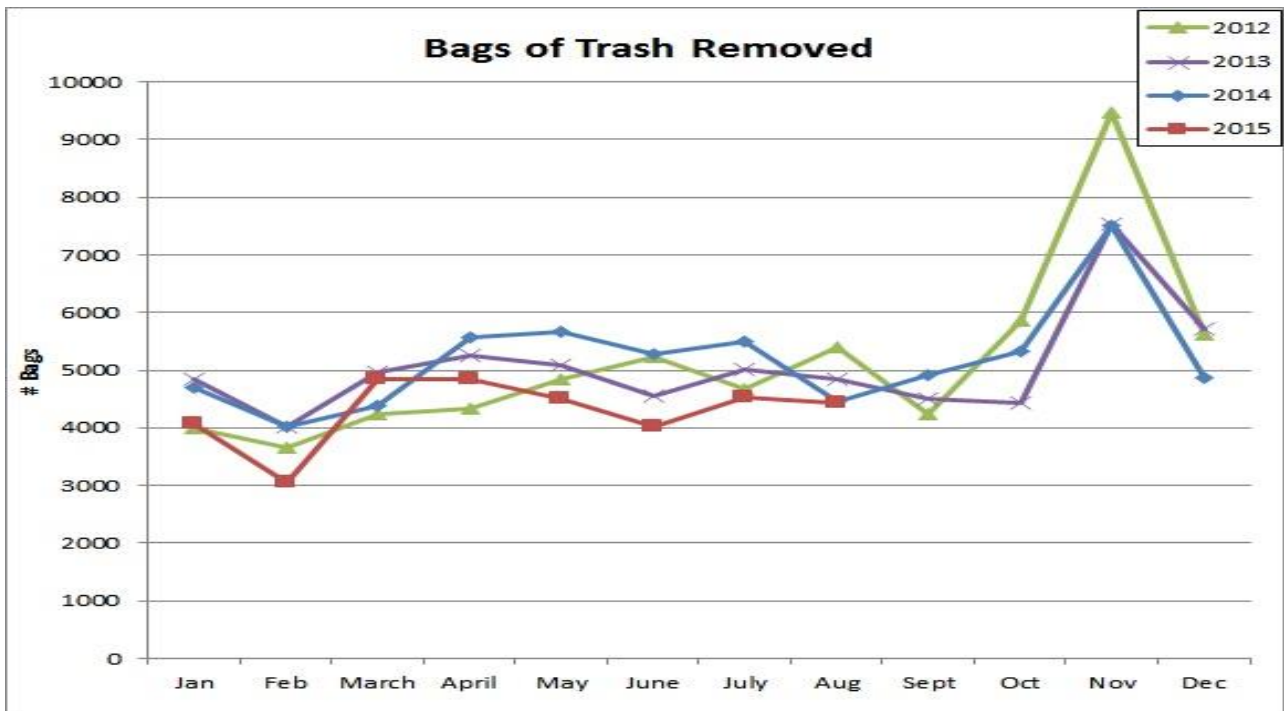
Other safety related reports available online (under "Safety Services Reports"): *Crime Alert* (weekly) and *Court Watch* report (monthly)

SANITATION SERVICES

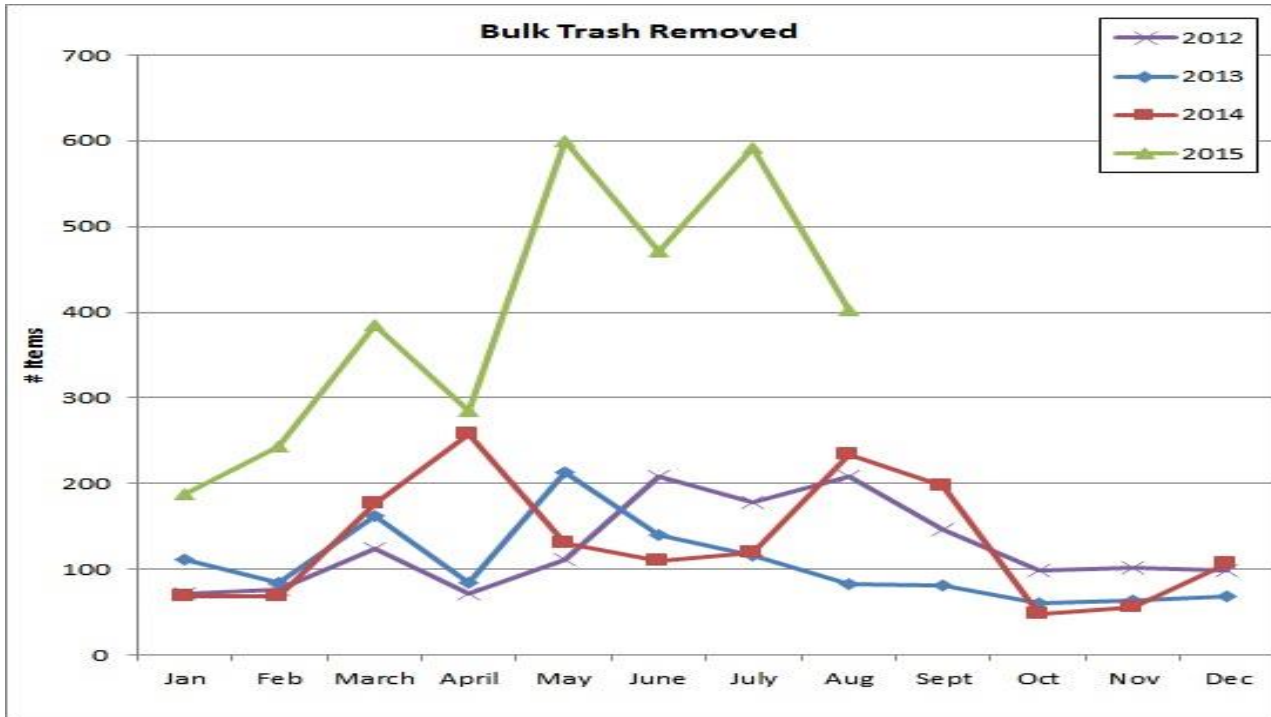
Rat Abatement Program:

Rat Abatement Program			
Monthly Statistical Report			
	August	Year to date	Since August 2012
Dead rats removed	36	219	1,505
Bait station inspections	168	1,421	4,017

Bag Count:



Bulk Trash Count:



OUTREACH SERVICES

- Crime Alerts: 4
- Facebook postings: 25
- All the Dirt: 1
- *Charles Villager*: 3 articles (Quad Elections, NNO, Spruce-up Grants)